



DISCOVERY SERIES™
Plate Loaded Line



DPL560

Leg Extension

The Discovery Series combines all the functional performance elements demanded from a strength line but with the design and attention to detail you would expect from Precor. The result is an exceptional workout experience for the first-time user or seasoned athlete.

At Precor, we recognize that a great workout is the sum of many parts. In your hands, the products, services and technologies we offer can be combined in countless ways to complement the programs and atmosphere you're creating.

PRECOR®

DPL560

Leg Extension




DISCOVERY SERIES™
Plate Loaded Line



See it in action at precor.com/discovery

www.precor.com/VPL10

Standard Color Options



Upholstery



*The Precor signature color option is available at an additional cost.

• Colors may vary.

• Custom colors available. Please contact a Precor Sales Representative.

The Discovery Series Plate Loaded Line Leg Extension features independent arm movement to allow for greater balance and muscle engagement. Easy to enter with a single spring-assisted back pad that adjusts easily from the seated position. The lower starting weight and balanced strength curve further help to provide natural resistance through the full range of motion.

PRODUCT HIGHLIGHTS

- 1 Instructional Placards**
 Improve every workout with easy-to-understand, large text-free illustrations that demonstrate correct form at a glance. Users will love the QR codes and URL that provide smart phone links to helpful 30-second instructional videos.
- 2 Easy to Get Started Adjustments**
 Precision adjustments, including highly durable industrial-grade seat adjustments and large, ergonomic rubber adjustment handle, make it easy and comfortable for users.
- 3 Delivers More Effective Workouts**
 Designed to demand greater balance and core muscle engagement, the independent arm resistance, converging and diverging movement paths provide a greater range of motion.
- 4 Upholstery**
 Exercisers will be more comfortable thanks to the premium pads and upholstery—and you'll appreciate the enhanced performance of more durable materials.

PRODUCT SPECIFICATIONS

Dimensions (L x W x H): 62 x 63 x 47 in / 158 x 159 x 120 cm
Product Weight: 291 lbs / 132 kg

Starting Weight: 13 lbs / 5.9 kg
Max Load Weight: 180 lbs / 82 kg
Storage Weight Pins: N/A

Accessories: Rubber Feet

Frame and Finish: Oversized 4x2-inch frames are 11 and 8-gauge steel and welded in all structural areas. Powder coated frames.

Upholstery: Premium quality upholstery with Beautyguard protective topcoat finish. Double stitching on all seams.

Warranty: Frame - 10 years
 Parts (Mechanical) - 5 years
 Wear Items - 6 months
 Other* - 1 year
 Labor - 1 year

*including Hand Grips, End Caps, Cables, Selector Pins, Shrouds

